



District Report Card: 2017


State: Rajasthan	District: Tonk
Class: 3	Subject: Language
Schools: 59	Students: 783


Participation/Coverage


Students

<div>GENDER</div> <div></div>	Boys		Girls	
	Number	%	Number	%
	373	47.64	410	52.36

<div>AREA</div> <div></div>	Rural		Urban	
	Number	%	Number	%
	750	95.79	33	4.21

<div>CATEGORY</div> <div></div>	SC		ST		OBC		GEN	
	Number	%	Number	%	Number	%	Number	%
	209	26.69	119	15.20	382	48.79	73	9.32

<div>CWSN</div> <div></div>	LD	VI	HI	S&LD	ID	Oth
	0	0	0	6	6	1

<div>Management</div> <div></div>	Government		Government-aided	
	Number	%	Number	%
	760	97.06	23	2.94

Average Performance of Students in Language (%)

Overall	Gender		Area		Management		Social Group			
	Male	Female	Rural	Urban	Govt.	Aided	SC	ST	OBC	GEN
79.72	79.68	79.76	79.45	85.86	79.93	72.75	79.71	76.02	80.35	82.47

Performance on Learning Outcomes (LOs)

Learning Outcomes	Description	Average Performance(%)
L304	Reads small texts with comprehension i.e., identifies main ideas, details, sequence and draws conclusions	80.49
L312	Reads printed scripts on the classroom walls: poems, posters, charts etc.	78.19

Range of Performance of Students who Answered Correctly							
Below 30%		30% - 50%		50% - 75%		Above 75%	
Number	%	Number	%	Number	%	Number	%
10	1.28	42	5.36	232	29.63	499	63.73

Lowest Performing Learning Outcomes (LOs)

1 - Reads printed scripts on the classroom walls: poems, posters, charts etc. (78.19)

2 - Reads small texts with comprehension i.e., identifies main ideas, details, sequence and draws conclusions (80.49)